



San Gabriel Valley Council of Governments

AGENDA AND NOTICE

OF THE MEETING OF THE HOMELESSNESS COMMITTEE

Thursday, June 22, 2017, 12:30 PM

Monrovia Community Center– 119 W. Palm Ave; Monrovia, CA

HOMELESSNESS COMMITTEE

Chair

Joe Lyons
City of Claremont

Vice-Chair

Becky Shevlin
City of Monrovia

MEMBERS

Baldwin Park
Claremont
Covina
Monrovia
Pasadena
Pomona
Rosemead
San Gabriel
South El Monte
West Covina
LA County Supervisorial
District #1
San Gabriel Valley Water
Districts

Thank you for participating in today's meeting. The Homelessness Committee encourages public participation and invites you to share your views on agenda items.

MEETINGS: *Regular Meetings of the Homelessness Committee are held on the fourth Thursday of each month at 12:30 PM at Monrovia Public Library (321 S. Myrtle, Monrovia, CA 91016).* The Meeting agenda packet is available at the San Gabriel Valley Council of Government's (SGVCOG) Office, 1000 South Fremont Avenue, Suite 10210, Alhambra, CA, and on the website, www.sgvkog.org. Copies are available via email upon request (sgv@sgvkog.org). Documents distributed to a majority of the Committee after the posting will be available for review in the SGVCOG office and on the SGVCOG website. Your attendance at this public meeting may result in the recording of your voice.

CITIZEN PARTICIPATION: Your participation is welcomed and invited at all Committee meetings. Time is reserved at each regular meeting for those who wish to address the Board. SGVCOG requests that persons addressing the Committee refrain from making personal, slanderous, profane or disruptive remarks.

TO ADDRESS THE COMMITTEE: At a regular meeting, the public may comment on any matter within the jurisdiction of the Committee during the public comment period and may also comment on any agenda item at the time it is discussed. At a special meeting, the public may only comment on items that are on the agenda. Members of the public wishing to speak are asked to complete a comment card or simply rise to be recognized when the Chair asks for public comments to speak. We ask that members of the public state their name for the record and keep their remarks brief. If several persons wish to address the Committee on a single item, the Chair may impose a time limit on individual remarks at the beginning of discussion. **The Committee may not discuss or vote on items not on the agenda.**

AGENDA ITEMS: The Agenda contains the regular order of business of the Committee. Items on the Agenda have generally been reviewed and investigated by the staff in advance of the meeting so that the Committee can be fully informed about a matter before making its decision.

CONSENT CALENDAR: Items listed on the Consent Calendar are considered to be routine and will be acted upon by one motion. There will be no separate discussion on these items unless a Committee member or citizen so requests. In this event, the item will be removed from the Consent Calendar and considered after the Consent Calendar. If you would like an item on the Consent Calendar discussed, simply tell Staff or a member of the Committee.



In compliance with the Americans with Disabilities Act, if you need special assistance to participate in this meeting, please contact the SGVCOG office at (626) 457-1800. Notification 48 hours prior to the meeting will enable the SGVCOG to make reasonable arrangement to ensure accessibility to this meeting.



PRELIMINARY BUSINESS

1. Call to Order
2. Roll Call
3. Public Comment (*If necessary, the Chair may place reasonable time limits on all comments*)
4. Changes to Agenda Order: Identify emergency items arising after agenda posting and requiring action prior to the next regular meeting (*It is anticipated the Committee may take action*)

CONSENT CALENDAR

(It is anticipated the Committee may take action on the following matters)

5. Homelessness Meeting Minutes
Recommended Action: Approve.
6. Correspondence
Recommended Action: Receive and File.

PRESENTATIONS

(It is anticipated the Committee may take action on the following matters)

7. LAHSA Homeless Count – Daniella Alcedo, Regional Coordinator, Los Angeles Homeless Services Authority
Recommended Action: For information only
8. Housing Works – Santiago Reyes, Mobile Integrated Services Team Leader, Housing Works
Recommended Action: For information only.

ACTION ITEMS

(It is anticipated that the Committee may take action on the following matters)

DISCUSSION ITEMS

(It is anticipated the Committee may take action on the following matters)

UPDATE ITEMS

(It is anticipated the Committee may take action on the following matters)

Measure H Funding and Implementation
Regional Homeless Advisory Council

COMMITTEE MEMBER ITEMS

STAFF ANNOUNCEMENTS

ANNOUNCEMENTS

ADJOURN



SGVCOG Homelessness Committee Unapproved Minutes

Date: May 11, 2017

Time: 12:30 PM

Location: Monrovia Community Center (119. W Plam Ave; Monrovia, CA)

PRELIMINARY BUSINESS

1. Call to Order
The meeting was called to order at 12:35 PM

2. Roll Call

Members Present

Baldwin Park	C. Baca
Claremont	J. Lyons
Pomona	L.Lowry
West Covina	L. Johnson
LA County District 1	R. Barbosa

Absent

Covina
Rosemead
Water Districts
Pasadena
San Gabriel
Monrovia

COG Staff

C. Cruz, Staff

3. Public Comment
No public comment.
4. Changes to Agenda Order: Identify emergency items arising after agenda posting and requiring action prior to the next regular meeting
There were no changes to the agenda.

CONSENT CALENDAR

5. Homelessness Meeting Minutes
6. Correspondence
There was a motion to approve consent calendar Items 5-6 (M/S: C. Baca/ L. Johnson)

[Motion Passed]

AYES:	Claremont, Baldwin Park, Pomona, West Covina, LA County District 1
NOES:	
ABSTAIN:	
ABSENT:	Covina, Rosemead, Water Districts, Pasadena, San Gabriel, Monrovia

ACTION ITEMS

7. Measure H Comment Letter

There was a motion to recommend the Governing Board send a comment letter regarding Measure H funding recommendations (M/S: L. Johnson/ C. Baca)

[Motion Passed]

AYES:	Claremont, Baldwin Park, Pomona, West Covina, LA County District 1
NOES:	
ABSTAIN:	
ABSENT:	Covina, Rosemead, Water Districts, Pasadena, San Gabriel, Monrovia

DISCUSSION ITEMS

PRESENTATIONS

UPDATE ITEMS

COMMITTEE MEMBER ITEMS

STAFF ANNOUNCEMENTS

ANNOUNCEMENTS

ADJOURN

The meeting was adjourned at 1:44 PM.

Los Angeles County supervisors endorse a spending plan for Measure H homelessness tax



County supervisors approved a spending plan Tuesday for Measure H sales tax funds that will be used to combat homelessness. Above, an encampment in Los Angeles. (David McNew / Getty Images)



By **Doug Smith**

JUNE 13, 2017, 5:50 PM

The Los Angeles County Board of Supervisors approved a spending plan Tuesday for millions of dollars from a special sales tax to fight homelessness.

On a unanimous vote, the supervisors accepted virtually all of the recommendations of a 50-member planning committee on how to divide nearly \$259 million projected in the first year of Measure H, a quarter-cent sales tax increase approved by county voters in March.

Declaring it a “signal day in the county of Los Angeles,” board Chairman Mark Ridley-Thomas nonetheless cautioned against complacency.

“We’ve got to make it work for the good of this county and the sake of our very moral fiber,” he said.

A parade of about 70 speakers stepped up mostly to praise the board for its “courage,” “leadership,” “determination” and “vision.” Others argued for several motions that offered nuanced direction to county officials who will administer the funds.

Ridley-Thomas introduced one of the motions, asking for a report in 45 days on how the county planned to use data to track the progress of the homeless strategies. Other motions asked for 200 shelter beds to be provided for victims of domestic violence and requested studies on addressing youths and college students and providing day care and additional funds to cities.

The board sidestepped the only contentious issue, whether to provide \$1.2 million to the Sheriff’s Department to beef up its homeless outreach team. Several members of the citizen planning group strongly opposed the allocation, saying that working with homeless people was an inherent responsibility of the department and should be funded out of its regular budget.

Sheriff Jim McDonnell and police chiefs from several cities argued Tuesday that law enforcement officers often make the first contact with homeless people under stressful conditions.

In a compromise, the board committed \$6.6 million from the AB 109 prison reform bill for homeless outreach by law enforcement. The Sheriff’s Homeless Services team would receive \$1.2 million annually for three years. The remainder would be divided among other police agencies, excluding the Los Angeles Police Department, to support their homeless outreach.

The planning committee last month forwarded a nearly unanimous consensus to supervisors on how to divide the money over 21 strategies approved for funding by the board last year.

The bulk of the money will be spent on rental subsidies, services to support those placed in permanent housing, outreach and strengthening and expansion of the shelter system.

Measure H is projected to raise \$355 million annually for 10 years. The three-year spending plan adopted Tuesday included tentative budgets of \$374 million in the second year and \$431 million in the third. Those budgets would commit all the \$1.07 billion projected in the first three years, but would reach a pace exceeding the projected annual revenue in the fourth year.

The sales tax increase will raise the rate in most cities to 9.5% effective Oct. 1. County officials earlier said it would start July 1, but an agreement worked out with the state Board of Equalization, which will collect the money, pushed the date back.

The increase will not apply in Compton, La Mirada, Long Beach, Lynwood, Pico Rivera, Santa Monica and South Gate because the sales tax in those cities is already at the maximum allowed by state law.

Phil Ansell, director of the county’s Homeless Initiative, said the delay in receiving the funds will not slow down any programs. Internal county borrowing will be used to start on schedule July 1, and the smaller first-year budget will come in just under the nine months of tax collections.

REPORT

DATE: June 22, 2017
TO: SGVCOG Homelessness Committee
FROM: Phil Hawkey, Executive Director
RE: **LAHSA HOMELESS COUNT**

RECOMMENDED ACTION

For information only.

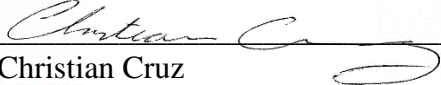
BACKGROUND

The Los Angeles Homeless Services Authority (LAHSA) point-in-time count was conducted January 24-26 and the Youth Count Blitz Days occurred January 27-31. The homeless count takes place across Los Angeles every January. The homeless count enables LAHSA to gather important data and includes four components as follows:

- **Street Count:**
A visual-only tally of everyone unsheltered experiencing homelessness in Los Angeles.,
- **Shelter/Institutional Count:**
A count of everyone experiencing homelessness found in shelters, transitional housing, hospitals, and correctional facilities,
- **Demographic Surveys:**
A survey-based collection of all demographic information of those experiencing homelessness, and
- **Youth Count:**
A survey-based collection of all demographic information of those youth (ages 18-24) experiencing homelessness.

This year Los Angeles County saw a rise of 23% in homelessness (Attachment A) pushing the number of homeless to approximately 58,000. Similarly, the San Gabriel Valley saw a rise of 36% in homelessness (Attachment B) to a total of 3,552, making SPA – 3 (SGV) the third largest rise in homelessness amongst the eight Service Planning Areas's.

Daniella Alcedo, Regional Coordinator, LAHSA will present on the San Gabriel Valley Homeless count numbers.

Prepared by: 
Christian Cruz
Management Analyst

Approved by: Marisa Creter
Marisa Creter
Assistant Executive Director

ATTACHMENTS

- Attachment A – County Homeless Count Numbers
- Attachment B – SPA – 3 (SGV) Homeless Count Numbers



2017 Greater Los Angeles Homeless Count - Data Summary Los Angeles County¹

Population ²	Sheltered	Unsheltered	Total	Prevalence of Homeless Pop. (%)
All Persons				
All Persons	14,966	42,828	57,794	100%
Household Composition				
Individuals <i>(Those not in family units)</i>	7,960	41,052	49,012	85%
<i>Chronically Homeless</i>	916	16,000	16,916	29%
<i>Veterans</i>	1,266	3,512	4,778	8%
<i>Unaccompanied Minors (Under 18)</i>	64	189	253	0.4%
Family Members <i>(Those in family units)</i>	6,942	1,587	8,529	15%
<i>Children in Families (Under 18)</i>	4,226	891	5,117	9%
<i>Chronically Homeless</i>	294	321	615	1%
<i>Veterans</i>	23	27	50	0.1%
Veterans				
All Veterans	1,289	3,539	4,828	8%
Chronically Homeless Veterans	91	2,011	2,102	4%
Gender				
Male	8,330	30,938	39,268	68%
Female	6,542	11,340	17,882	31%
Transgender	91	393	484	1%
Does not identify as male, female, or transgender	3	157	160	0.3%
Age				
Under 18	4,290	1,080	5,370	9%
18 - 24	1,568	4,204	5,772	10%
25 and Over	9,108	37,544	46,652	81%
Chronically Homeless				
Individuals (Those not in family units)	916	16,000	16,916	29%
Family Members (Those in family units)	294	321	615	1%
Total Chronically Homeless Persons	1,210	16,321	17,531	30%

Health and Disability				
Health/Disability Indicator ²	Sheltered	Unsheltered	Total	Prevalence in Over 18 Homeless Pop. (%)
Substance Use Disorder	905	8,380	9,285	18%
HIV/AIDS	294	866	1,160	2%
Serious Mental Illness	1,459	14,269	15,728	30%

Domestic/Intimate Partner Violence				
Domestic/Intimate Partner Violence	Sheltered	Unsheltered	Total	Prevalence in Over 18 Homeless Pop. (%)
Domestic/Intimate Partner Violence Experience	2,210	15,735	17,945	34%

Notes:

1. The Los Angeles County Data Summary includes Long Beach, Pasadena, and Glendale.

2. Health/Disability indicators are not mutually exclusive (a person may report more than one). Numbers will not add up to 100%.

Prepared by Los Angeles Homeless Services Authority (May 2017)

Data from 2017 Greater Los Angeles Point-In-Time Count conducted in January, 2017. Visit <http://www.lahsa.org/homeless-count/> to view and download data.



2017 Greater Los Angeles Homeless Count - Data Summary

Service Planning Area 3

Population	Sheltered	Unsheltered	Total	Prevalence of Homeless Pop. (%)	Percent Change 2016 - 2017
All Persons					
All Persons	1,179	2,373	3,552	100%	+36%
Household Composition					
Individuals <i>(Those not in family units)</i>	579	2,300	2,879	81%	+36%
Adults <i>(Over 24)</i>	451	2,244	2,695	76%	+37%
Transition Age Youth <i>(18-24)</i>	128	56	184	5%	+17%
Chronically Homeless	39	1,003	1,042	29%	+13%
Veterans	14	196	210	6%	+50%
Unaccompanied Minors <i>(Under 18)</i>	0	0	0	0%	
Family Members <i>(Those in family units)</i>	600	73	673	19%	+38%
Adult Family Members <i>(Over 24 Head of Household)</i>	584	69	653	18%	+38%
Young Family Members <i>(18-24 Head of Household)</i>	16	4	20	1%	+18%
Children in Families <i>(Under 18)</i>	372	31	403	11%	+37%
Chronically Homeless	0	15	15	0.4%	+7%
Veterans	2	0	2	0.1%	+0%
Veterans					
All Veterans	16	197	213	6%	+50%
Chronically Homeless Veterans	2	134	136	4%	+258%
Gender					
Male	710	1,841	2,551	72%	+44%
Female	468	509	977	28%	+17%
Transgender	1	14	15	0.4%	+150%
Does not identify as male, female, or transgender	0	8	8	0.2%	N/A ¹
Race/Ethnicity					
American Indian/ Alaska Native	9	153	162	5%	+286%
Asian	10	67	77	2%	+185%
Black/African American	346	306	652	18%	+86%
Hispanic/ Latino	601	1,184	1,785	50%	+56%
Native Hawaiian/ Other Pacific Islander	0	0	0	0%	-100%
White	197	644	841	24%	-15%
Multi-Racial/Other	15	20	35	1%	-35%
Age					
Under 18	372	31	403	11%	+37%
18 - 24	167	70	237	7%	+30%
25 - 54	485	1,632	2,117	60%	+49%
55 - 61	90	517	607	17%	+13%
62 and Over	65	123	188	5%	+6%
Chronically Homeless					
Individuals <i>(Those not in family units)</i>	39	1,003	1,042	29%	+13%
Family Members <i>(Those in family units)</i>	0	15	15	0.4%	+7%
Total Chronically Homeless Persons	39	1,018	1,057	30%	+13%

Health and Disability					
Health/Disability Indicator ²	Sheltered	Unsheltered	Total	Prevalence in Over 18 Homeless Pop. (%)	Percent Change 2016 - 2017
Substance Use Disorder	8	515	523	17%	-20%
Brain Injury	0	109	109	3%	-37%
HIV/AIDS	9	46	55	2%	+244%
Serious Mental Illness	90	802	892	28%	+12%
Developmental Disability	110	68	178	6%	+334%
Physical Disability	59	515	574	18%	-1%

Domestic/Intimate Partner Violence					
Domestic/Intimate Partner Violence	Sheltered	Unsheltered	Total	18 Homeless Pop. (%)	Percent Change 2016 - 2017
Domestic/Intimate Partner Violence Experience	104	743	847	27%	+57%

Notes:

- No data available to compare from 2016
- Health/Disability indicators are not mutually exclusive (a person may report more than one). Numbers will not add up to 100%. The Service Planning Area 3 Data Summary excludes the Pasadena Continuum of Care.

Prepared by Los Angeles Homeless Services Authority (May 2017)

Data from 2017 Greater Los Angeles Point-In-Time Count conducted in January, 2017. Visit <http://www.lahsa.org/homeless-count/> to view and download data.

REPORT

DATE: June 22, 2017
TO: SGVCOG Homelessness Committee
FROM: Phil Hawkey, Executive Director
RE: **HOUSING WORKS**

RECOMMENDED ACTION


For information only.


BACKGROUND

Housing Works provides permanent supportive housing and support services to the most traumatized, vulnerable and needy members of our community—homeless individuals, victims of domestic violence, at-risk youth, veterans, and people dealing with severe physical or mental illness or substance abuse. Housing Works offers the following programs through LAHSA:

- **Mobile Integrate Services Team (M.I.S.T):**
MIST does outreach to and engagement with chronically homeless individuals and families and assists them in locating PSH units acquired through our partnerships with non-profit housing developers and private landlords
- **Scattered Site Housing:**
Provides effective, flexible, accessible, comprehensive services so that tenants can sustain their housing, develop the skills to manage their own lives, and build the confidence and personal resources to invest in their individual futures
- **Project-Based Housing:**
Forges partnerships with property developers and provides on-site supportive services to tenants who were formally chronically homeless.
- **Empowerment Works:**
Supportive housing that is about creating environments with tangible opportunities that includes competitive and supportive employment, including job opportunities through a new social enterprise that help tenants.

Santiago Reyes, Mobile Integrate Services Team Leader from Housing Works will present on how homeless individuals can access services through LAHSA.

Prepared by: 
Christian Cruz
Management Analyst

Approved by: 
Marisa Creter
Assistant Executive Director

ATTACHMENTS

Attachment A – Housing Works Partners

If you are looking for immediate assistance or shelter, please visit one of our partner's websites and find out how to get connected.



PATH (People Assisting the Homeless) provides emergency shelter, access to transitional housing, outreach and other emergency services throughout Los Angeles County.

[Visit the Website](#)



Los Angeles 211 is a free, confidential service to link LA residents to a variety of public and social services. Just dial 2-1-1.

[Visit the Website](#)



Union Station offers a variety of services, including emergency shelter, to persons experiencing homelessness in Pasadena, CA. Contact them for information on completing an intake.

[Visit the Website](#)



Housing Authority of the City of Los Angeles offers permanent housing through a myriad of different vouchers and certificates, commonly called 'Section 8.' Contact them for information about eligibility.

[Visit the Website](#)



1277 Wilcox Avenue
Los Angeles, CA 90038